





ALUMINUM CASTINGS

LARGE MANATEE




FLAT BACK




3753/3773
Top /Bottom

HEIGHT:	5 1/2"	13.97 cm
WIDTH:	17 3/4"	45.09 cm
THICK:	1/4"	0.64 cm
WEIGHT:	1.0 lbs	2.54 kgs

SMALL MANATEE



FLAT BACK



3754/3774
Top /Bottom

HEIGHT:	4 1/2"	11.43 cm
WIDTH:	11"	27.9 cm
THICK:	1/4"	0.64 cm
WEIGHT:	0.5 lbs	1.27 kgs

STAINLESS STEEL SLIDE LATCH




1139

HEIGHT:	3.0"	7.62 cm
WIDTH:	1.0"	2.54 cm
THICK:		
WEIGHT:		

2 5/8" ϕ



DOUBLE FACED

993

HEIGHT:	5 3/8"	14.61 cm
WIDTH:	5 1/4" DIA	13.34 cm
WEIGHT:	2.4"	6.10 kgs

for 2 piece set

3" ϕ



DOUBLE FACED

34

HEIGHT:	4 3/8"	12.07 cm
WIDTH:	5 5/8" DIA	14.29 cm
WEIGHT:	2.2 lbs	5.59 kgs

for 2 piece set

3" ϕ



DOUBLE FACED

35

HEIGHT:	3 3/8"	8.57 cm
WIDTH:	4 7/8" DIA	12.38 cm
WEIGHT:	0.6 lbs	1.52 kgs

for 2 piece set

ALUMINUM LATCH




1138

HEIGHT:	3.0"	7.62 cm
WIDTH:	1.0"	2.54 cm
THICK:		
WEIGHT:		

ALUMINUM BASKETS

BOTH ENDS ARE 1 1/4"



BAR STOCK IS MADE FROM 5/8" \square

1125

HEIGHT:	8 3/4"	22.23 cm
WIDTH:	3 3/4" DIA	9.53 cm
THICK:	3 3/4"	9.53 cm
WEIGHT:	1.5 lbs	3.81 kgs

BOTH ENDS ARE 1" SQ



BASKET IS MADE FROM 1/2" BAR STOCK

1100

HEIGHT:	8 3/4"	22.23 cm
WIDTH:	3 3/4" DIA	9.53 cm
THICK:	3 3/4"	9.53 cm
WEIGHT:	1.0 lbs	2.54 kgs

BOTH ENDS ARE 3/4" SQ AND MATCH UP TO A 3/4" SQ PICKET



3/4" \square ENDS

BASKET IS MADE FROM 3/8" BAR STOCK

1340

HEIGHT:	7"	17.8 cm
WIDTH:	2 1/4" DIA	5.7 cm
THICK:	2 1/4"	5.7 cm
WEIGHT:	0.4 lbs	0.2 kgs

BOTH ENDS ARE 5/8" SQ



BASKET IS MADE FROM 5/16" BAR STOCK

1580

HEIGHT:	7"	17.8 cm
WIDTH:	2 1/4"	5.7 cm
THICK:	2 1/4"	5.7 cm
WEIGHT:	0.4 lbs	0.2 kgs

BOTH ENDS ARE 1/2" SQ



BASKET IS MADE FROM 1/4" BAR STOCK

1120

HEIGHT:	7"	17.78 cm
WIDTH:	2 1/4" DIA	5.72 cm
THICK:	2 1/4"	5.72 cm
WEIGHT:	0.6 lbs	0.3 kgs