

Toll Free (800) 527-1318

(972) 286-2368

Fax: (972) 557-4727



ALUMINUM CASTINGS


10" BALL AND BASE



1710

HEIGHT:		
WIDTH:		
THICK:		
WEIGHT:	18.8 lbs	47.75 kgs


BASE FOR 10" BALL



1711

HEIGHT:	10 3/8"	26.35 cm
WIDTH:	10 3/8"	26.35 cm
THICK:	1"	2.54 cm
WEIGHT:	3.0 lbs	7.62 kgs

10" BALL



1712

HEIGHT:	8 1/2"	21.59 cm
WIDTH:	10" DIA	25.4 cm
THICK:	1/2" wall	1.27 cm
WEIGHT:	15.8 lbs	49.13 kgs

STAMPED ALUMINUM LEAVES 1/16" FLAT



DOUBLE FACED

1271

HEIGHT:	5 1/2"	13.97 cm
WIDTH:	3"	7.62 cm
THICK:	1/16"	0.16 cm

STAMPED ALUMINUM LEAVES 1/16" FLAT



DOUBLE FACED

1272

HEIGHT:	5 1/2"	13.97 cm
WIDTH:	3"	7.62 cm
THICK:	1/16"	0.16 cm


6" BALL AND BASE



1760

HEIGHT:		
WIDTH:		
THICK:		
WEIGHT:	5.8 lbs	14.73 kgs


BASE FOR 6" BALL



1761

HEIGHT:	6"	15.24 cm
WIDTH:	6"	15.24 cm
THICK:	5/8"	0.63 cm
WEIGHT:	1.0 lbs	2.54 kgs

6" BALL



1762

HEIGHT:	4 1/2"	11.43 cm
WIDTH:	6" DIA	15.24 cm
THICK:	1/2" wall	1.27 cm
WEIGHT:	4.8 lbs	12.19 kgs

STAMPED ALUMINUM LEAVES 1/16" FLAT



DOUBLE FACED

1276

HEIGHT:	9"	22.86 cm
WIDTH:	2 7/8"	7.30 cm
THICK:	1/16"	0.16 cm

STAMPED ALUMINUM LEAVES 1/16" CURVED 1/2" HIGH



DOUBLE FACED

1274

HEIGHT:	9"	22.86 cm
WIDTH:	2 5/8"	6.67 cm
THICK:	1/16"	0.16 cm



5/8" φ STUB

2779

HEIGHT:	6"	15.24 cm
WIDTH:	2.5"	6.35 cm
THICK:	1.6"	2.54 cm
WEIGHT:	0.3 lbs	0.76 kgs



3/4" φ STUB

2777

HEIGHT:	5.38"	13.67 cm
WIDTH:	2.75"	6.99 cm
THICK:	0.88"	2.24 cm
WEIGHT:	0.3 lbs	0.76 kgs



1/2" φ STUB

2776

HEIGHT:	4.38"	11.13 cm
WIDTH:	2.25"	5.72 cm
THICK:	0.75"	1.91 cm
WEIGHT:	0.15 lbs	0.38 kgs

STAMPED ALUMINUM LEAVES 1/16" FLAT



DOUBLE FACED

1275

HEIGHT:	9 1/2"	24.13 cm
WIDTH:	3 1/2"	8.89 cm
THICK:	1/16"	0.16 cm

STAMPED ALUMINUM LEAVES 1/16" FLAT



DOUBLE FACED

1278

HEIGHT:	4 3/4"	12.07 cm
WIDTH:	4"	10.16 cm
THICK:	1/16"	0.16 cm

Revision Date: 05/01/99