




ALUMINUM CASTINGS



7 1/2"

7"

11"

7"

7 1/2"

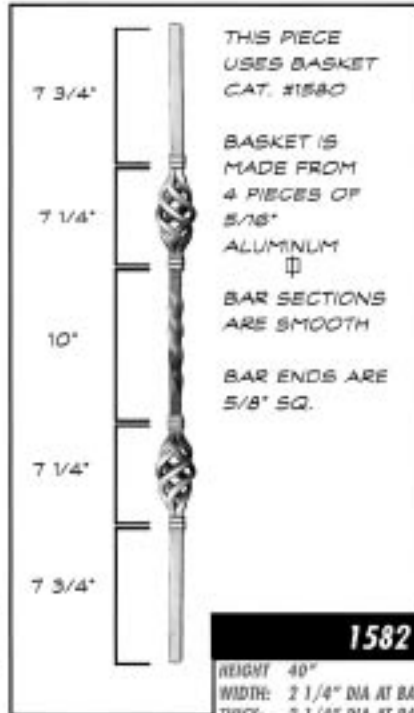
THIS PIECE USES BASKET CAT. #1580

BASKET IS MADE FROM 4 PIECES OF 5/16" ALUMINUM

BAR SECTIONS ARE SMOOTH

BAR ENDS ARE 5/8" SQ.

| 1581 | |
|-----------------------------|----------|
| HEIGHT: 40" | 101.6 cm |
| WIDTH: 2 1/4" DIA AT BASKET | 5.7 cm |
| THICK: 2 1/4" DIA AT BASKET | 5.7 cm |
| WEIGHT: 1.6 lbs | 4.06 kgs |



7 3/4"

7 1/4"

10"

7 1/4"

7 3/4"

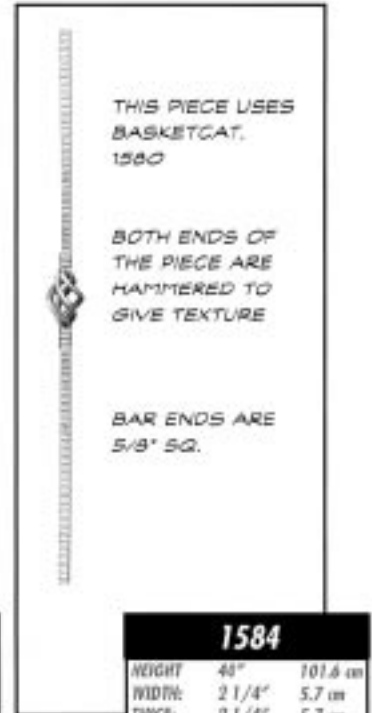
THIS PIECE USES BASKET CAT. #1580

BASKET IS MADE FROM 4 PIECES OF 5/16" ALUMINUM

BAR SECTIONS ARE SMOOTH

BAR ENDS ARE 5/8" SQ.

| 1582 | |
|-----------------------------|----------|
| HEIGHT: 40" | 101.6 cm |
| WIDTH: 2 1/4" DIA AT BASKET | 5.7 cm |
| THICK: 2 1/4" DIA AT BASKET | 5.7 cm |
| WEIGHT: 1.7 lbs | 4.32 kgs |

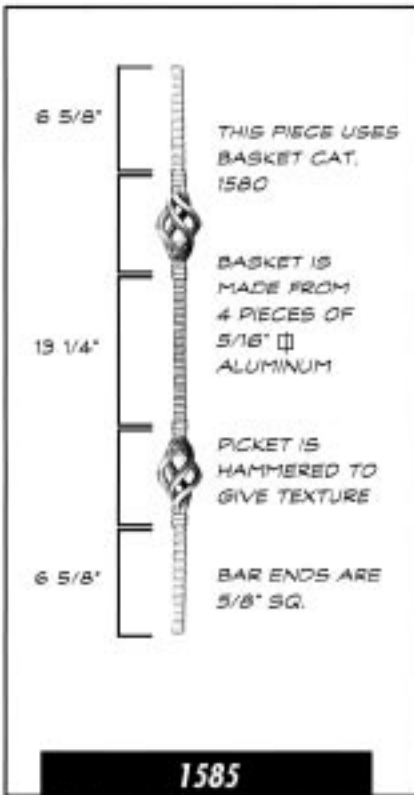


THIS PIECE USES BASKETCAT. 1580

BOTH ENDS OF THE PIECE ARE HAMMERED TO GIVE TEXTURE

BAR ENDS ARE 5/8" SQ.

| 1584 | |
|-----------------|----------|
| HEIGHT: 40" | 101.6 cm |
| WIDTH: 2 1/4" | 5.7 cm |
| THICK: 2 1/4" | 5.7 cm |
| WEIGHT: 1.6 lbs | 0.7 kgs |



6 5/8"

13 1/4"

6 5/8"

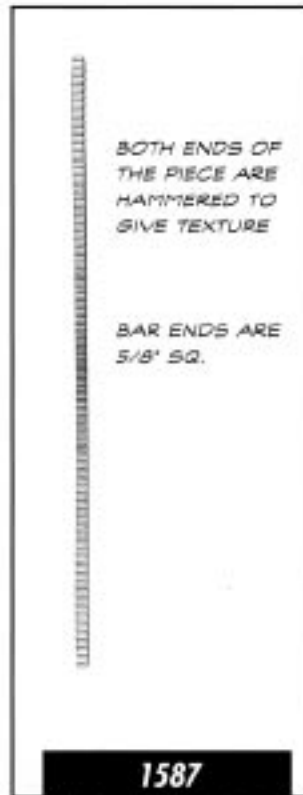
THIS PIECE USES BASKET CAT. 1580

BASKET IS MADE FROM 4 PIECES OF 5/16" ALUMINUM

PICKET IS HAMMERED TO GIVE TEXTURE

BAR ENDS ARE 5/8" SQ.

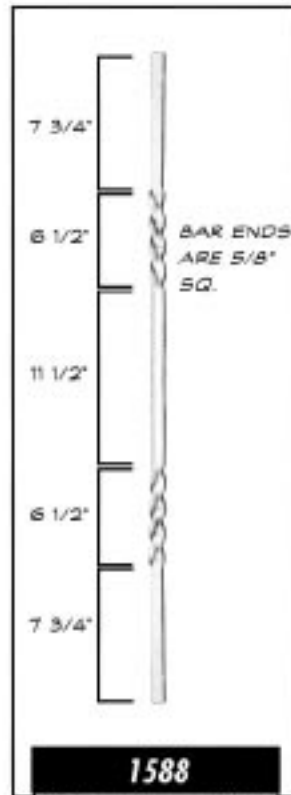
| 1585 | |
|-----------------------------|----------|
| HEIGHT: 40" | 101.6 cm |
| WIDTH: 2 1/4" DIA AT BASKET | 5.7 cm |
| THICK: 2 1/4" DIA AT BASKET | 5.7 cm |
| WEIGHT: 1.7 lbs | 4.32 kgs |



BOTH ENDS OF THE PIECE ARE HAMMERED TO GIVE TEXTURE

BAR ENDS ARE 5/8" SQ.

| 1587 | |
|-----------------|----------|
| HEIGHT: 40" | 101.6 cm |
| WIDTH: 5/8" | 1.6 cm |
| THICK: 5/8" | 1.6 cm |
| WEIGHT: 1.5 lbs | 3.81 kgs |



7 3/4"

6 1/2"

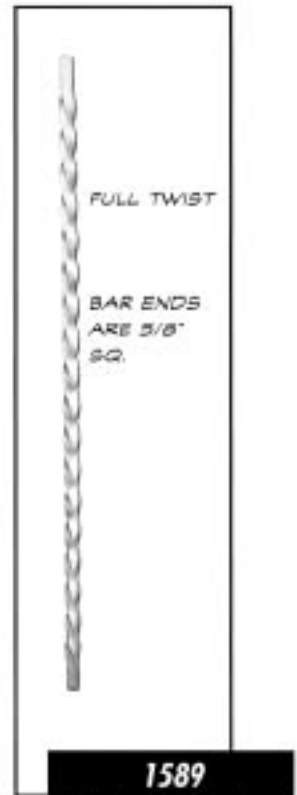
11 1/2"

6 1/2"

7 3/4"

BAR ENDS ARE 5/8" SQ.

| 1588 | |
|-----------------|----------|
| HEIGHT: 40" | 101.6 cm |
| WIDTH: 5/8" | 1.6 cm |
| THICK: 5/8" | 1.6 cm |
| WEIGHT: 1.5 lbs | 3.81 kgs |



FULL TWIST

BAR ENDS ARE 5/8" SQ.

| 1589 | |
|-----------------|----------|
| HEIGHT: 40" | 101.6 cm |
| WIDTH: 2 1/4" | 5.7 cm |
| THICK: 2 1/4" | 5.7 cm |
| WEIGHT: 1.7 lbs | 0.8 kgs |