

Section:
Grapes

Toll Free (800) 527-1318
(972) 286-2368
Fax: (972) 557-4727



ALUMINUM CASTINGS

2300 **DF**
OLD 300M




HEIGHT 7 1/2 IN 19.0 CM
WIDTH 7 1/2 IN 19.0 CM
THICK 5/8 IN 1.6 CM
WEIGHT 1.1 LBS 0.5 KGS

1300 **DF**
OLD 300BNB



HEIGHT 11 1/2 IN 29.2 CM
WIDTH 15 3/8 IN 39.0 CM
THICK 5/8 IN 1.6 CM
WEIGHT 1.8 LBS 0.8 KGS


308 **DF**
NEW



NOTE: NOT TO SCALE

HEIGHT 12 IN 20.3 CM
WIDTH 23 1/2 IN 60.0 CM
THICK 1 IN 2.5 CM
WEIGHT 3.0 LBS 0.6 KGS

1303 **DF**
NEW




HEIGHT 18 IN 45.7 CM
WIDTH 18 1/2 IN 47.0 CM
THICK 7/8 IN 2.2 CM
WEIGHT LBS 1.3 KGS

315 **DF**
NEW



HEIGHT 13 3/4 IN 34.9 CM
WIDTH 16 1/2 IN 41.9 CM
THICK 3/4 IN 1.9 CM
WEIGHT 2.4 LBS 1.1 KGS

321 **DF**



HEIGHT 21 3/4 IN 56.5 CM
WIDTH 8 IN 23.8 CM
THICK 1 IN 2.5 CM
WEIGHT 4.9 LBS 2.2 KGS

21 **DF**
] 1/2" [



1/2" PICKET

HEIGHT 16 1/4 IN 41.3 CM
WIDTH 7 3/8 IN 18.7 CM
THICK 3/4 IN 1.9 CM
WEIGHT 1.9 LBS 1.6 KGS

304 **DF**
OLD 304B



NOT TO SCALE

HEIGHT 20 5/8 IN 52.4 CM
WIDTH 21 IN 53.3 CM
THICK 7/8 IN 2.2 CM
WEIGHT 5.9 LBS 2.7 KGS

302 **DF**
OLD 302B




HEIGHT 10 5/8 IN 27.0 CM
WIDTH 20 IN 50.8 CM
THICK 3/4 IN 1.9 CM
WEIGHT 2.6 LBS 1.2 KGS

306 **DF**
OLD 306F



HEIGHT 5 IN 12.7 CM
WIDTH 20 1/8 IN 51.1 CM
THICK 3/4 IN 1.9 CM
WEIGHT 2.1 LBS 0.9 KGS

307 **DF**
OLD 307F



HEIGHT 4 1/2 IN 11.4 CM
WIDTH 23 1/4 IN 59.1 CM
THICK 3/4 IN 1.9 CM
WEIGHT 2.0 LBS 0.9 KGS

316 **DF**
NEW



HEIGHT 4 IN 10.2 CM
WIDTH 16 1/2 IN 41.9 CM
THICK 5/8 IN 1.6 CM
WEIGHT 1.0 LBS 0.5 KGS

REVISION DATE: 01/30/95

SCALE: 1 INCH = 1 FOOT UNLESS NOTED