




ALUMINUM CASTINGS


757 **DF**
OLD 757F



NOT TO SCALE


HEIGHT 4 IN	10.2 CM
WIDTH 23 1/4 IN	59.1 CM
THICK 7/8 IN	2.2 CM
WEIGHT 1.7 LBS	0.8 KGS

751 **DF**
OLD 751B




HEIGHT 16 1/4 IN	41.3 CM
WIDTH 16 1/4 IN	41.3 CM
THICK 1 IN	2.5 CM
WEIGHT 2.9 LBS	1.3 KGS

755 **DF**



HEIGHT 27 3/4 IN	55.9 CM
WIDTH 10 7/8 IN	27.6 CM
THICK 5/8 IN	1.6 CM
WEIGHT 4.0 LBS	1.8 KGS

756 **DF**
OLD 756B




HEIGHT 18 IN	45.7 CM
WIDTH 18 IN	45.7 CM
THICK 7/8 IN	2.2 CM
WEIGHT 2.8 LBS	1.2 KGS

760 **DF**



HEIGHT 16 5/8 IN	42.2 CM
WIDTH 10 1/8 IN	25.7 CM
THICK 5/8 IN	1.6 CM
WEIGHT 2.0 LBS	0.9 KGS

761 **SF**



HEIGHT 20 3/4 IN	52.7 CM
WIDTH 8 1/8 IN	29.5 CM
THICK 1/2 IN	1.6 CM
WEIGHT 2.0 LBS	0.9 KGS

762 **DF**



HEIGHT 9 IN	22.9 CM
WIDTH 11 5/8 IN	29.5 CM
THICK 5/8 IN	1.6 CM
WEIGHT 0.8 LBS	0.4 KGS

763 **SF**



HEIGHT 14 3/4 IN	37.5 CM
WIDTH 5 IN	12.7 CM
THICK 5/8 IN	1.6 CM
WEIGHT 1.8 LBS	0.8 KGS

764 **DF**




HEIGHT 15 1/8 IN	38.4 CM
WIDTH 3 1/8 IN	7.9 CM
THICK 1/2 IN	1.3 CM
WEIGHT 0.8 LBS	0.4 KGS

765 **DF**
NEW



HEIGHT 12 5/8 IN	32.4 CM
WIDTH 3 IN	8.9 CM
THICK 1/2 IN	1.3 CM
WEIGHT 0.3 LBS	0.1 KGS

1765 **DF**
NEW



HEIGHT 12 5/8 IN	32.4 CM
WIDTH 3 IN	8.9 CM
THICK 1/2 IN	1.3 CM
WEIGHT 0.3 LBS	0.1 KGS

766 **DF**
NEW



HEIGHT 17 IN	43.2 CM
WIDTH 4 IN	10.2 CM
THICK 1/4 IN	0.6 CM
WEIGHT 1.6 LBS	0.3 KGS

REVISION DATE: 01/19/95

NOTE: SEE NUMBER 750 ON PAGE 34.

SCALE: 1 INCH = 1 FOOT UNLESS NOTED