




ALUMINUM CASTINGS

9243 **FB**
NEW




| | | |
|--------|-----------|---------|
| HEIGHT | 32 3/4 IN | 83.3 CM |
| WIDTH | 12 5/8 IN | 32.1 CM |
| THICK | 3/4 IN | 1.9 CM |
| WEIGHT | 9.6 LBS | 4.4 KGS |

8562 **FB**
NEW




| | | |
|--------|-----------|---------|
| HEIGHT | 18 IN | 45.7 CM |
| WIDTH | 18 1/8 IN | 46.0 CM |
| THICK | 1/4 IN | 1.0 CM |
| WEIGHT | 2.2 LBS | 1.0 KGS |

8561 **FB**
NEW




| | | |
|--------|-----------|---------|
| HEIGHT | 20 1/2 IN | 52.1 CM |
| WIDTH | 16 3/4 IN | 42.5 CM |
| THICK | 1/4 IN | 0.6 CM |
| WEIGHT | 1.1 LBS | 0.5 KGS |

835 **FB**
NEW




| | | |
|--------|-----------|---------|
| HEIGHT | 15 1/8 IN | 38.4 CM |
| WIDTH | 17 3/4 IN | 45.1 CM |
| THICK | 3/8 IN | 1.0 CM |
| WEIGHT | 2.1 LBS | 1.0 KGS |

454 **FB**
NEW



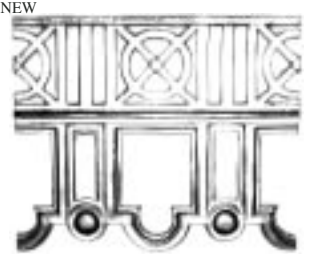
| | | |
|--------|-------------|---------|
| HEIGHT | 19 5/8 IN | 50.0 CM |
| WIDTH | 16 1/4 IN | 41.3 CM |
| THICK | 1 7/8 IN | 4.8 CM |
| WEIGHT | 1.9 LBS ET. | 0.9 KGS |

452 **FB**
NEW



| | | |
|--------|-------------|---------|
| HEIGHT | 18 1/2 IN | 47.0 CM |
| WIDTH | 5 5/8 IN | 14.3 CM |
| THICK | 2 IN | 5.1 CM |
| WEIGHT | 1.9 LBS EST | 0.9 KGS |

9247 **FB**
NEW



NOTE: THIS IS A "MARQUEE" CASTING

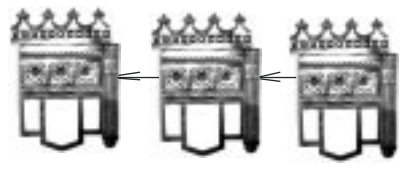
| | | |
|--------|-----------|---------|
| HEIGHT | 15 7/8 IN | 40.3 CM |
| WIDTH | 19 IN | 48.3 CM |
| THICK | 3/4 IN | 1.9 CM |
| WEIGHT | 8.8 LBS | 4.0 KGS |

9134 **FB**
NEW



NOTE: THIS IS A "MARQUEE" CASTING

| | | |
|--------|----------|---------|
| HEIGHT | 18 IN | 47.0 CM |
| WIDTH | 13 IN | 32.1 CM |
| THICK | 1 1/4 IN | 3.2 CM |
| WEIGHT | 8.0 LBS | 3.7 KGS |



NOTE: ALL "MARQUEE" CASTINGS "NEST" AS SHOWN.