



# Alloy Casting

## ALUMINUM CASTINGS

Toll Free (800) 527-1318

(972) 286-2368

Fax: (972) 557-4727

Section:

1/2 Inch Picket Castings

**1** **DF**  
]1/2" [

HEIGHT	13 3/4 IN	34.9 CM
WIDTH	6 1/2 IN	16.5 CM
THICK	3/4 IN	1.9 CM
WEIGHT	1.0 LBS	0.5 KGS

**2** **DF**  
]1/2" [

GUARDIAN

SEE PAGES 10 AND 11 FOR MANY MORE MATCHING SELECTIONS. FOR WIDER PICKET SIZE SELECTIONS SEE PAGES 12 AND 13.

HEIGHT	17 3/4 IN	45.1 CM
WIDTH	7 7/8 IN	20.0 CM
THICK	3/4 IN	1.9 CM
WEIGHT	1.2 LBS	0.6 KGS

**3** **SF**  
]1/2" [

CAPRI

FOR WIDER PICKET SIZE SELECTIONS SEE PAGES 12 AND 13.

HEIGHT	13 3/4 IN	34.9 CM
WIDTH	7 1/4 IN	20.0 CM
THICK	3/4 IN	1.9 CM
WEIGHT	1.0 LBS	0.5 KGS

**4** **DF**  
]1/2" [

HEIGHT	14 1/2 IN	36.8 CM
WIDTH	7 7/8 IN	20.0 CM
THICK	3/4 IN	1.9 CM
WEIGHT	1.9 LBS	1.0 KGS

**5** **SF**  
]1/2" [

HEIGHT	14 1/8 IN	35.9 CM
WIDTH	7 7/8 IN	20.0 CM
THICK	3/4 IN	1.9 CM
WEIGHT	1.0 LBS	0.4 KGS

**6** **SF**  
]1/2" [

HEIGHT	12 3/8 IN	45.1 CM
WIDTH	8 1/4 IN	31.4 CM
THICK	3/4 IN	1.9 CM
WEIGHT	0.8 LBS	0.3 KGS

**7** **SF**  
]1/2" [

HEIGHT	15 1/4 IN	38.7 CM
WIDTH	8 1/4 IN	21.0 CM
THICK	3/4 IN	1.9 CM
WEIGHT	1.5 LBS	0.7 KGS

**8** **SF**  
]1/2" [

HEIGHT	15 3/4 IN	40.0 CM
WIDTH	7 5/8 IN	19.4 CM
THICK	3/4 IN	1.9 CM
WEIGHT	1.1 LBS	0.5 KGS

**9** **SF**  
]1/2" [

SCALE 2 INCHES = 1 FOOT

FOR WIDER PICKET SIZE SELECTIONS, SEE PAGES 12 AND 13.

HEIGHT	6 1/4 IN	15.9 CM
WIDTH	7 7/8 IN	20.0 CM
THICK	3/4 IN	1.9 CM
WEIGHT	0.6 LBS	0.3 KGS

**10** **SF**  
]1/2" [

SCALE 2 INCHES = 1 FOOT

FOR WIDER PICKET SIZE SELECTIONS, SEE PAGES 12 AND 13.

HEIGHT	4 IN	10.2 CM
WIDTH	4 1/4 IN	10.8 CM
THICK	7/8 IN	2.2 CM
WEIGHT	0.3 LBS	0.1 KGS

**2010** **SF**  
OLD 10X2 ]1/2" [

SCALE 2 INCHES = 1 FOOT

HEIGHT	3 3/4 IN	9.5 CM
WIDTH	3 3/4 IN	9.5 CM
THICK	3/4 IN	1.9 CM
WEIGHT	0.2 LBS	0.1 KGS

**3010** **SF**  
OLD 10X3 ]1/2" [

SCALE 2 INCHES = 1 FOOT

HEIGHT	3 IN	7.6 CM
WIDTH	3 IN	7.6 CM
THICK	1/2 IN	1.3 CM
WEIGHT	0.2 LBS	0.1 KGS

REVISION DATE: 01/18/95

SCALE: 1 INCH = 1 FOOT UNLESS NOTED



# Alloy Casting

## ALUMINUM CASTINGS

Toll Free (800) 527-1318

(972) 286-2368

Fax: (972) 557-4727

FORGED ALUMINUM  
LEAVES 1/8" THICK



**2711**


HEIGHT: 4.75"	12.07 cm
WIDTH: 2.0"	5.08 cm
THICK: 0.125"	0.32 cm
DEPTH: 0.75"	1.91 cm
WEIGHT: 0.1 lbs	0.25 kgs

FORGED ALUMINUM  
LEAVES 1/8" THICK




**2712**

HEIGHT: 4.75"	12.07 cm
WIDTH: 2.0"	5.08 cm
THICK: 0.125"	0.32 cm
DEPTH: 0.75"	1.91 cm
WEIGHT: 0.1 lbs	0.25 kgs




**2703**

HEIGHT: 8.88"	22.56 cm
WIDTH: 4.75"	12.07 cm
THICK: 0.5"	1.27 cm
WEIGHT: 0.3 lbs	0.76 kgs



**2704**


HEIGHT: 11.44"	29.06 cm
WIDTH: 4.75"	12.07 cm
THICK: 0.5"	1.27 cm
WEIGHT: 0.4 lbs	1.02 kgs



**2705**

HEIGHT: 14.75"	37.47 cm
WIDTH: 4.75"	12.07 cm
THICK: 0.5"	1.27 cm
WEIGHT: 0.2 lbs	0.51 kgs


FORGED ALUMINUM  
LEAVES 1/8" THICK



**2714**


HEIGHT: 2.5"	6.35 cm
WIDTH: 2.25"	5.72 cm
THICK: 0.094"	0.24 cm
DEPTH: 0.88"	2.24 cm
WEIGHT: 0.1 lbs	0.25 kgs

FORGED ALUMINUM  
LEAVES 1/8" THICK




**2715**

HEIGHT: 2.5"	6.35 cm
WIDTH: 2.25"	5.72 cm
THICK: 0.094"	0.24 cm
DEPTH: 0.88"	2.24 cm
WEIGHT: 0.1 lbs	0.25 kgs



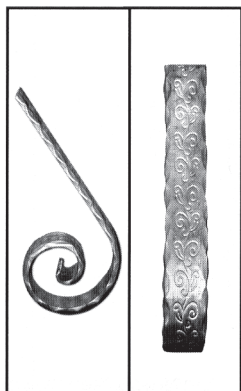
**2709**

HEIGHT: 7.25"	18.42 cm
WIDTH: 3.5"	8.89 cm
THICK: 0.5"	1.27 cm
WEIGHT: 0.3 lbs	0.76 kgs



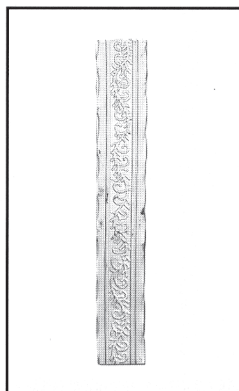
**2710**

HEIGHT: 4.5"	11.43 cm
WIDTH: 2.5"	6.35 cm
THICK: 0.5"	1.27 cm
WEIGHT: 0.15 lbs	0.38 kgs



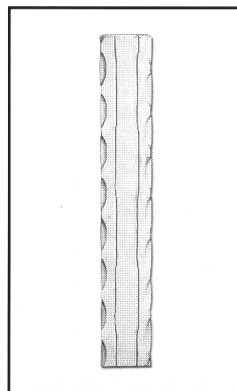
**2721**

HEIGHT: 5.5"	13.97 cm
WIDTH: 11"	27.9 cm
THICK: 1.75"	4.45 cm
WEIGHT: 1.0 lbs	2.54 kgs




**1466**

HEIGHT: 240"	609.6 cm
WIDTH: 1 3/4"	4.45 cm
THICK: 1/4"	0.64 cm




**1464**

HEIGHT: 240"	609.6 cm
WIDTH: 1 3/4"	4.45 cm
THICK: 1/4"	0.64 cm



**2671**

HEIGHT: 34 1/4"	87 cm
WIDTH: 13 3/4"	34.93 cm
THICK: 1 1/4"	3.18 cm
WEIGHT: 1.8 lbs	4.57 kgs



**2672**

HEIGHT: 28 5/16"	71.91 cm
WIDTH: 9 1/4"	23.50 cm
THICK: 1 1/4"	3.18 cm
WEIGHT: 1.1 lbs	2.79 kgs

Revision Date: 05/01/99

# C-Scrolls


Toll Free (800) 527-1318  
(972) 286-2368  
Fax (972) 557-4727

## ALLOY CASTING

Aluminum



**FLAT BACK**



**FLAT TOP & BOTTOM**

**33**

HEIGHT: 4"  
WIDTH: 2"  
THICK: 1/2"  
WEIGHT: 0.2 lbs

**DOUBLE FACE**



**333**

HEIGHT: 5"  
WIDTH: 4.5"  
THICK: 3/4"  
WEIGHT: .7 lbs

**FLAT BACK**



**633**

HEIGHT: 8 1/4"  
WIDTH: 4 5/8"  
THICK: 1/2"  
WEIGHT: 0.6 lbs

**DOUBLE FACE**



**RD SECTION 1/2 BAR SLOT**

**9430**

HEIGHT: 6 1/2"  
WIDTH: 8 1/2"  
THICK: 1/2"  
WEIGHT: 0.9 lbs

**DOUBLE FACE**



**NOT SYMETRICAL**

**9733**

HEIGHT: 5 3/4"  
WIDTH: 3 1/8"  
THICK: 3/4"  
WEIGHT: 0.6 lbs


**DOUBLE FACE**



**9826**

HEIGHT: 6"  
WIDTH: 3 1/2"  
THICK: 7/8"  
WEIGHT: 0.70 lbs

**DOUBLE FACE**



**9533**

HEIGHT: 4"  
WIDTH: 2"  
THICK: 3/8"  
WEIGHT: 0.2 lbs



**2709**

HEIGHT: 7 1/4"  
WIDTH: 3 1/2"  
THICK: 0  
WEIGHT: 0



**2710**

HEIGHT: 4 1/2"  
WIDTH: 2 1/2"  
THICK: 0  
WEIGHT: 0

**C SCROLL ENDS FLARED**



**1331**

HEIGHT: 4 1/2"  
WIDTH: 2 1/2"  
THICK: 1/2"  
WEIGHT: 0.2 lbs

**C SCROLL ENDS FLARED**



**1333**

HEIGHT: 7 1/4"  
WIDTH: 3 1/2"  
THICK: 1/2"  
WEIGHT: 0.3 lbs