



# ALLOY CASTING

Aluminum

Toll Free (800) 527-1318

(972) 286-2368

Fax (972) 557-4727

# FLANGES

## SQUARE HOLE 1/2", 5/8" & 3/4"

**NEW**

V TYPE 1/2" □




HOLE IS 1/2" X 1/2" SQUARE / FLAT BOTTOM

**8451**

HEIGHT 2"  
WIDTH: 2"  
THICK: 1/2"  
WEIGHT: .1 lbs

**NEW**

A TYPE 1/2" □



HOLE IS 1/2" X 1/2" SQUARE

**4803**

HEIGHT 2 3/8"  
WIDTH: 1 1/4"  
THICK: 7/8"  
WEIGHT: .1 lbs

A TYPE 1/2" □



HOLE IS 1/2" X 1/2" SQUARE


**8450**

HEIGHT 1 3/4"  
WIDTH: 1 3/4"  
THICK: 1"  
WEIGHT: .1 lbs

HEIGHT  
WIDTH:  
THICK:  
WEIGHT:

**NEW**

S TYPE 5/8" □



HOLE IS 5/8" X 5/8" SQUARE


**1652**

HEIGHT 1 1/2"  
WIDTH: 1 1/2"  
THICK: 1"  
WEIGHT: .1 lbs

HEIGHT  
WIDTH:  
THICK:  
WEIGHT:

**NEW**

A TYPE 3/4" □



HOLE IS 3/4" X 3/4" SQUARE

**8906**

HEIGHT 2 1/2"  
WIDTH: 2 1/2"  
THICK: 1/2"  
WEIGHT: .2 lbs

**NEW**

A TYPE 3/4" □



HOLE IS 3/4" X 3/4" SQUARE

**8460**

HEIGHT 2"  
WIDTH: 3 7/8"  
THICK: 1"  
WEIGHT: .2 lbs



A type tight at top



S type straight walls



V type tight at bottom