



Alloy Casting

ALUMINUM CASTINGS

Toll Free (800) 527-1318

(972) 286-2368

Fax: (972) 557-4727

Section:

Traditional Oak Castings

12 **DF**

HEIGHT 16 5/8 IN	42.2 CM
WIDTH 8 1/4 IN	21.0 CM
THICK 7/8 IN	2.2 CM
WEIGHT 2.6 LBS	1.2 KGS

2012 **SBO**
OLD 12X2

HEIGHT 16 5/8 IN	42.2 CM
WIDTH 8 IN	20.3 CM
THICK 7/8 IN	2.2 CM
WEIGHT 2.1 LBS	1.0 KGS

3012 **DF**
OLD 12X3

SAME AS NUMBER 12 WITH HOLE IN THE LUGS.

HEIGHT 16 5/8 IN	42.2 CM
WIDTH 8 1/4 IN	21.0 CM
THICK 3/4 IN	2.2 CM
WEIGHT 2.6 LBS	1.2 KGS

4012 **SBO**
OLD 12X4

SAME AS NUMBER 2012 WITH HOLE IN THE LUGS.

HEIGHT 16 5/8 IN	42.2 CM
WIDTH 8 IN	20.3 CM
THICK 3/4 IN	1.9 CM
WEIGHT 2.1 LBS	1.0 KGS

1201 **SF**
OLD 201S1

HEIGHT 3 1/8 IN	7.9 CM
WIDTH 8 IN	20.3 CM
THICK 3/4 IN	1.9 CM
WEIGHT 0.4 LBS	0.2 KGS

2201 **DF**
OLD 201S2

HEIGHT 3 1/8 IN	7.9 CM
WIDTH 8 IN	20.3 CM
THICK 3/4 IN	1.9 CM
WEIGHT 0.4 LBS	0.2 KGS

3201 **SF**
OLD 201S3

HEIGHT 3 1/8 IN	7.9 CM
WIDTH 8 IN	20.3 CM
THICK 3/4 IN	1.9 CM
WEIGHT 0.4 LBS	0.2 KGS

206 **SF**
OLD 206F

NOTE: NOT TO SCALE

HEIGHT 5 1/4 IN	13.3 CM
WIDTH 23 3/4 IN	60.3 CM
THICK 1 IN	2.5 CM
WEIGHT 1.5 LBS	0.7 KGS

200 **DF**

HEIGHT 28 IN	71.1 CM
WIDTH 11 3/8 IN	28.9 CM
THICK 7/8 IN	2.2 CM
WEIGHT 4.3 LBS	2.0 KGS

241 **DF**
NEW

HEIGHT 33 1/4 IN	84.5 CM
WIDTH 7 1/2 IN	19.0 CM
THICK 7/8 IN	2.2 CM
WEIGHT 4.0 LBS	1.8 KGS

243 **DF**
NEW

HEIGHT 33 1/4 IN	84.5 CM
WIDTH 7 3/4 IN	19.7 CM
THICK 3/4 IN	1.9 CM
WEIGHT 4.8 LBS	2.2 KGS

245 **DF**
NEW

HEIGHT 33 1/4 IN	84.5 CM
WIDTH 10 IN	25.4 CM
THICK 7/8 IN	2.2 CM
WEIGHT 5.2 LBS	2.4 KGS

REVISION DATE: 12/09/94

SCALE: 1 INCH = 1 FOOT UNLESS NOTED

Section:
Oak
Castings

Toll Free (800) 527-1318

(972) 286-2368

Fax: (972) 557-4727



ALUMINUM CASTINGS

282 **DF**

OLD 282B



HEIGHT 14 3/4 IN 37.5 CM
WIDTH 15 IN 38.1 CM
THICK 3/4 IN 1.9 CM
WEIGHT 2.0 LBS 0.9 KGS

283 **DF**


OLD 283B



HEIGHT 9 1/4 IN 23.5 CM
WIDTH 15 1/4 IN 38.7 CM
THICK 3/4 IN 1.9 CM
WEIGHT 1.8 LBS 0.8 KGS

264 **DF**

OLD 264BL



HEIGHT 16 3/4 IN 42.5 CM
WIDTH 15 3/4 IN 40.0 CM
THICK 7/8 IN 2.2 CM
WEIGHT 2.2 LBS 1.0 KGS

265 **DF**

OLD 264BR



HEIGHT 16 3/4 IN 42.5 CM
WIDTH 15 3/4 IN 40.0 CM
THICK 7/8 IN 2.2 CM
WEIGHT 2.2 LBS 1.0 KGS

SET

280 **DF**



HEIGHT 22 5/8 IN 57.5 CM
WIDTH 8 1/8 IN 20.6 CM
THICK 3/4 IN 1.9 CM
WEIGHT 2.6 LBS 1.2 KGS

244 **DF**



HEIGHT 33 1/4 IN 84.5 CM
WIDTH 7 5/8 IN 19.4 CM
THICK 5/8 IN 1.6 CM
WEIGHT 4.5 LBS 2.0 KGS


270 **DF**



HEIGHT 26 3/4 IN 67.9 CM
WIDTH 9 1/2 IN 24.1 CM
THICK 7/8 IN 2.2 CM
WEIGHT 3.7 LBS 1.7 KGS

271 **DF**

OLD 271BNB



NOT TO SCALE

HEIGHT 17 3/4 IN 45.1 CM
WIDTH 21 IN 53.3 CM
THICK 7/8 IN 2.2 CM
WEIGHT 3.8 LBS 1.7 KGS

285

OLD 285F

DF



HEIGHT 9 1/2 IN 24.1 CM
WIDTH 15 1/4 IN 38.7 CM
THICK 7/8 IN 2.2 CM
WEIGHT 1.4 LBS 0.6 KGS



ALUMINUM CASTINGS

Toll Free (800) 527-1318

(972) 286-2368

Fax: (972) 557-4727

Section:

Big Oak Castings

253 **DF**

HEIGHT	6 IN	15.2 CM
WIDTH	12 IN	30.5 CM
THICK	3/4 IN	1.9 CM
WEIGHT	1.2 LBS	0.5 KGS

256 **SF**
OLD 256F

HEIGHT	3 7/8 IN	9.8 CM
WIDTH	22 1/4 IN	56.5 CM
THICK	5/8 IN	1.6 CM
WEIGHT	1.6 LBS	0.7 KGS

252 **SBO**
OLD 252B

HEIGHT	18 1/2 IN	47.0 CM
WIDTH	19 IN	48.3 CM
THICK	3/4 IN	1.9 CM
WEIGHT	2.5 LBS	1.1 KGS

1252 **SBO**
OLD 252BNB

HEIGHT	18 1/2 IN	47.0 CM
WIDTH	18 1/2 IN	47.0 CM
THICK	1/2 IN	1.3 CM
WEIGHT	2.2 LBS	1.0 KGS

1251 **SBO**
OLD 251S3

HEIGHT	11 1/4 IN	28.6 CM
WIDTH	8 IN	20.3 CM
THICK	7/8 IN	2.2 CM
WEIGHT	1.0 LBS	0.4 KGS

251 **SBO**

HEIGHT	20 IN	50.8 CM
WIDTH	7 1/2 IN	19.0 CM
THICK	7/8 IN	2.2 CM
WEIGHT	2.0 LBS	0.5 KGS

211 **DF**
OLD 211F

HEIGHT	7 IN	17.8 CM
WIDTH	13 1/4 IN	33.7 CM
THICK	3/4 IN	1.9 CM
WEIGHT	1.2 LBS	0.6 KGS

250 **SBO**

NOT TO SCALE

HEIGHT	26 5/8 IN	67.6 CM
WIDTH	12 1/4 IN	31.1 CM
THICK	7/8 IN	2.2 CM
WEIGHT	5.2 LBS	2.4 KGS

REVISION DATE: 12/08/94

SCALE: 1 INCH = 1 FOOT UNLESS NOTED

Section:

Toll Free (800) 527-1318

Traditional Oak Castings

(972) 286-2368

Fax: (972) 557-4727



210 SF
OLD 210BL

HEIGHT 4 IN 10.2 CM
WIDTH 7 1/2 IN 19.0 CM
THICK 1/4 IN 0.6 CM
WEIGHT 0.4 LBS 0.2 KGS

212 SF
OLD 210BR

HEIGHT 4 IN 10.2 CM
WIDTH 7 1/2 IN 19.0 CM
THICK 1/4 IN 0.6 CM
WEIGHT 0.4 LBS 0.2 KGS

215 DF
OLD 215BL

HEIGHT 15 1/2 IN 39.4 CM
WIDTH 16 1/2 IN 41.9 CM
THICK 7/8 IN 2.2 CM
WEIGHT 2.8 LBS 1.3 KGS

216 DF
OLD 215BR

HEIGHT 15 1/2 IN 39.4 CM
WIDTH 16 1/2 IN 41.9 CM
THICK 7/8 IN 2.2 CM
WEIGHT 2.8 LBS 1.3 KGS

SET

203 SF
OLD203B

HEIGHT 12 3/4 IN 32.4 CM
WIDTH 12 3/4 IN 32.4 CM
THICK 7/8 IN 2.2 CM
WEIGHT 2.4 LBS 1.1 KGS

204 DF
OLD 204BNB

HEIGHT 15 1/2 IN 39.4 CM
WIDTH 16 1/2 IN 41.9 CM
THICK 3/4 IN 1.9 CM
WEIGHT 2.3 LBS 1.0 KGS

207 SF
OLD 207B

HEIGHT 15 3/4 IN 40.0 CM
WIDTH 15 1/2 IN 39.4 CM
THICK 7/8 IN 2.2 CM
WEIGHT 2.4 LBS 1.1 KGS

201 DF

ACORNS HOLLOW ON BACK


HEIGHT 19 IN 48.3 CM
WIDTH 7 3/4 IN 9.7 CM
THICK 7/8 IN 2.2 CM
WEIGHT 2.1 LBS 1.0 KGS

208 DF
OLD 208B

HEIGHT 21 1/4 IN 54.0 CM
WIDTH 21 1/4 IN 54.0 CM
THICK 7/8 IN 2.2 CM
WEIGHT 4.4 LBS 2.0 KGS

209 DF
OLD 209B

HEIGHT 23 1/2 IN 59.7 CM
WIDTH 23 1/2 IN 59.7 CM
THICK 7/8 IN 2.2 CM
WEIGHT 5.0 LBS 2.3 KGS



Oak panel design #200 with corner #208 and frieze #206 as a porch enhancement.

REVISION DATE: 02/20/95

SCALE: 1 INCH = 1 FOOT UNLESS NOTED