

Section:
Grapes

Toll Free (800) 527-1318
(972) 286-2368
Fax: (972) 557-4727



2300 DF
OLD 300M

HEIGHT 7 1/2 IN 19.0 CM
WIDTH 7 1/2 IN 19.0 CM
THICK 5/8 IN 1.6 CM
WEIGHT 1.1 LBS 0.5 KGS

1300 DF
OLD 300BNB

HEIGHT 11 1/2 IN 29.2 CM
WIDTH 15 3/8 IN 39.0 CM
THICK 5/8 IN 1.6 CM
WEIGHT 1.8 LBS 0.8 KGS

308 DF
NEW

NOTE: NOT TO SCALE

HEIGHT 12 IN 20.3 CM
WIDTH 23 1/2 IN 60.0 CM
THICK 1 IN 2.5 CM
WEIGHT 3.0 LBS 0.6 KGS

1303 DF
NEW

HEIGHT 18 IN 45.7 CM
WIDTH 18 1/2 IN 47.0 CM
THICK 7/8 IN 2.2 CM
WEIGHT LBS 1.3 KGS

315 DF
NEW

HEIGHT 13 3/4 IN 34.9 CM
WIDTH 16 1/2 IN 41.9 CM
THICK 3/4 IN 1.9 CM
WEIGHT 2.4 LBS 1.1 KGS

321 DF

HEIGHT 21 3/4 IN 56.5 CM
WIDTH 8 IN 23.8 CM
THICK 1 IN 2.5 CM
WEIGHT 4.9 LBS 2.2 KGS

21 DF
] 1/2" [

1/2" PICKET

HEIGHT 16 1/4 IN 41.3 CM
WIDTH 7 3/8 IN 18.7 CM
THICK 3/4 IN 1.9 CM
WEIGHT 1.9 LBS 1.6 KGS

304 DF
OLD 304B

NOT TO SCALE

HEIGHT 20 5/8 IN 52.4 CM
WIDTH 21 IN 53.3 CM
THICK 7/8 IN 2.2 CM
WEIGHT 5.9 LBS 2.7 KGS

302 DF
OLD 302B

HEIGHT 10 5/8 IN 27.0 CM
WIDTH 20 IN 50.8 CM
THICK 3/4 IN 1.9 CM
WEIGHT 2.6 LBS 1.2 KGS

306 DF
OLD 306F

HEIGHT 5 IN 12.7 CM
WIDTH 20 1/8 IN 51.1 CM
THICK 3/4 IN 1.9 CM
WEIGHT 2.1 LBS 0.9 KGS

307 DF
OLD 307F

HEIGHT 4 1/2 IN 11.4 CM
WIDTH 23 1/4 IN 59.1 CM
THICK 3/4 IN 1.9 CM
WEIGHT 2.0 LBS 0.9 KGS

316 DF
NEW

HEIGHT 4 IN 10.2 CM
WIDTH 16 1/2 IN 41.9 CM
THICK 5/8 IN 1.6 CM
WEIGHT 1.0 LBS 0.5 KGS

REVISION DATE: 01/30/95

SCALE: 1 INCH = 1 FOOT UNLESS NOTED

Toll Free (800) 527-1318


(972) 286-2368

Fax: (972) 557-4727




ALUMINUM CASTINGS

2 PIECE POST TOP



2 PIECE POST BOTTOM



SET


9571

HEIGHT: 24.25"	61.6 cm
WIDTH: 4.63"	11.76 cm
THICK: 2.25"	5.72 cm
WEIGHT: 7.5 lbs	19.05 kgs


9572

HEIGHT: 23.5"	59.7 cm
WIDTH: 5.13"	13.03 cm
THICK: 2.5"	6.35 cm
WEIGHT: 11.0 lbs	27.9 kgs

2 PIECE POST




2 PIECE CROWN TOP FOR #9660



9661

HEIGHT: 11.5"	29.21 cm
WIDTH: 5.63"	14.30 cm
THICK: 5.63"	14.30 cm
WEIGHT: 3.0 lbs	7.62 kgs

2 PIECE BOTTOM EXTENSION FOR #9660




9662

HEIGHT: 10"	25.4 cm
WIDTH: 3.75"	9.53 cm
THICK: 1.75"	4.45 cm
WEIGHT: 5.0 lbs	12.7 kgs

9660

HEIGHT: 29.88"	75.9 cm
WIDTH: 3.75"	9.53 cm
THICK: 1.75"	4.45 cm
WEIGHT: 9.4 lbs	23.88 kgs

2 PIECE HOLLOW POST




NOT AVAILABLE

9440

HEIGHT: 32 1/2"	59.7 cm
WIDTH: 6" DIA	15.24 cm
THICK:	
WEIGHT: 17.0 lbs	43.18 kgs


SHOE FOR #9440



NOT AVAILABLE

9435

HEIGHT: 8.0"	20.32 cm
WIDTH: 8.0"	20.32 cm
THICK: 1 1/4"	3.18 cm
WEIGHT: 1.0 lbs est	2.54 kgs

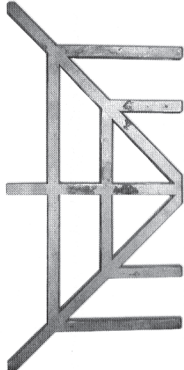



SOLID

160

HEIGHT: 32 3/4"	83.19 cm
WIDTH: 2 7/8"	7.30 cm
THICK: 2 7/8"	7.30 cm
WEIGHT: 17 lbs	43.18 kgs

SET OR SINGLES

DOUBLE FACED

SAFE 4" SAFE

7791

HEIGHT: 30 1/2"	77.47 cm
WIDTH: 14 3/4"	37.47 cm
THICK: 1"	2.54 cm
WEIGHT: 10.6 lbs	26.9 kgs

7797

HEIGHT: 30 1/2"	77.47 cm
WIDTH: 15 1/2"	39.37 cm
THICK: 1"	2.54 cm
WEIGHT: 13.6 lbs	34.54 kgs

Revision Date: 05/01/99



Alloy Casting

ALUMINUM CASTINGS

Toll Free (800) 527-1318

(972) 286-2368

Fax: (972) 557-4727

Section:

Modern Design
Castings

834 **SF**
NEW

SIDE ARMS HAVE INDENTIONS FOR SCREW ON APPLICATIONS.

HEIGHT 21 7/8 IN	55.6 CM
WIDTH 9 IN	22.9 CM
THICK 1/2 IN	1.3 CM
WEIGHT 2.3 LBS	1.0 KGS

806 **FB**

HEIGHT 28 5/8 IN	71.8 CM
WIDTH 8 3/8 IN	21.0 CM
THICK 1/2 IN	1.3 CM
WEIGHT 4.2 LBS	1.9 KGS

802 **FB**

HEIGHT 24 5/8 IN	62.2 CM
WIDTH 9 3/4 IN	24.8 CM
THICK 1/2 IN	1.6 CM
WEIGHT 3.4 LBS	1.5 KGS

803 **FB**

HEIGHT 23 1/2 IN	59.1 CM
WIDTH 8 7/8 IN	22.5 CM
THICK 3/8 IN	1.6 CM
WEIGHT 2.4 LBS	1.1 KGS

1802 **FB**
OLD 802B

HEIGHT 15 3/4 IN	40.0 CM
WIDTH 15 3/4 IN	40.0 CM
THICK 1 IN	2.5 CM
WEIGHT 2.6 LBS	1.2 KGS

7781 **DF**
NEW SAFE **4"** SAFE

HEIGHT 20 IN	50.8 CM
WIDTH 20 IN	50.8 CM
THICK 1 IN	2.5 CM
WEIGHT 12.5 LBS	5.7 KGS

REVISION DATE: 12/22/94

SCALE: 1 INCH = 1 FOOT UNLESS NOTED